



Presentació EDUCATION FOR ALL GLOBAL MONITORING REPORT



*Informe global de seguiment de la
iniciativa Educació per a tothom 2000-2015*

EDUCATION FOR ALL 2000-2015: Achievements and Challenges

Aaron Benavot



7 de maig de 2015

Key messages: There is much progress to celebrate

There has been much education progress since 2000:

There are **84 million** fewer out of school children and adolescents

...**52 million** of these are girls

12 million more teachers have been recruited and deployed in primary and secondary education

Two-thirds more children are enrolled in pre-primary education

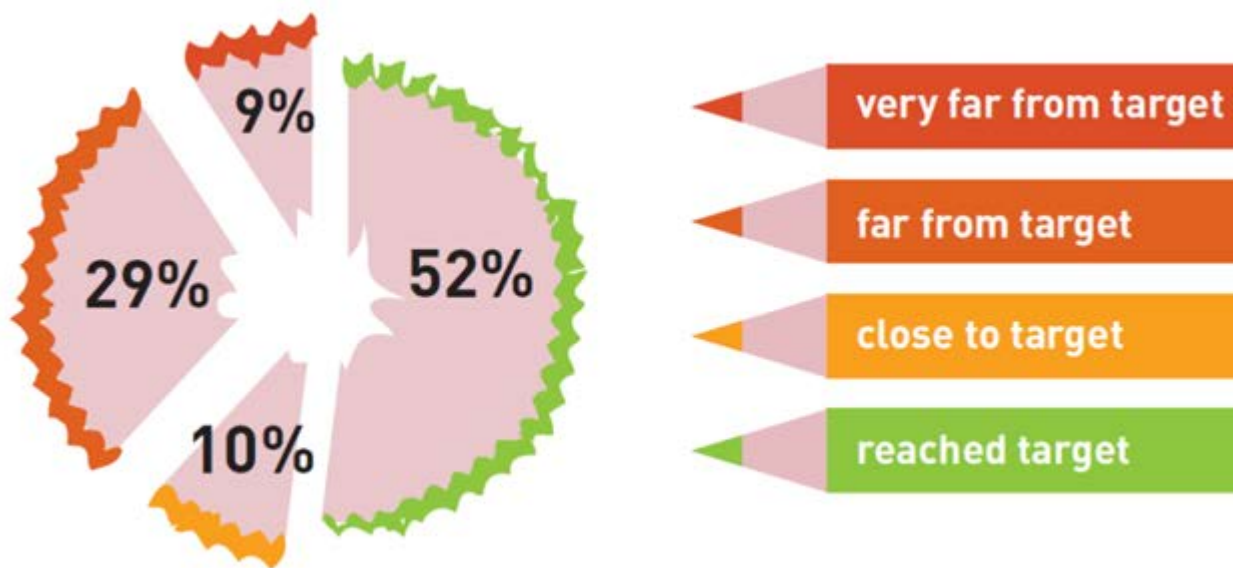


34 million more children have gone to school due to intensive efforts of EFA supporters and organizations

Key messages: ...but we did not reach Education for All

Just **a third of countries** have achieved all of the measurable EFA goals

Only **just over half of countries** achieved Universal Primary Enrolment



121 million children and adolescents were still out of school in 2012

A third of countries did not reach gender parity in primary education;
almost a half of countries did not in secondary education

Key messages: Major inequalities in education remain

Poorest children are:

- **4x more likely** to be out of school; and
- **5x more likely** not to finish primary school than richest children

The proportion of out of school **children in conflict-affected zones** has grown since 2000

Pronounced **learning gaps** remain between the most and least advantaged students



Nearly **two-thirds** of the 781 million adults with minimal literacy skills **are women**

EFA Goal 1: Progress in ECCE but from a very low base

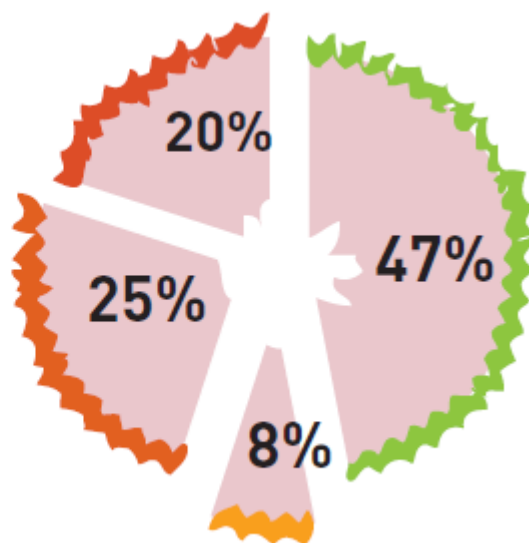
Progress in early childhood care and education was rapid, yet too few vulnerable children have benefitted.

Child mortality rates dropped **by nearly 50%** since 1990 but **6.3 million** children (under 5) died in 2013

Malnutrition fell from 40% in 1990 **to 24%** in 2013, but **1 in 4 children** are still stunted for their age.

Pre-primary education enrolment rose from 33% **to 58%** in 2015 but **less than half of countries** will reach at least 80%

Goal 1 Pre-primary education



EFA Goal 1: Policy successes since 2000

Laws passed

Mexico mandated participation for children aged 4 to 5 years and gross enrolment rose to 101%

Fees abolished

South Africa provides a year of free pre-primary schooling; and the enrolment rate rose from 21% in 1999 to 77% in 2012.

Visibility increased

Indonesia established ECCE centres in 65% of villages in the country

Incentives made conditional

In **China**, incentives conditional on attendance increased the likelihood children would attend by 20%.

Parents targeted

In **Thailand**, extensive provision and awareness campaigns boosted ECCE attendance to 93%

Integrated Care and Education

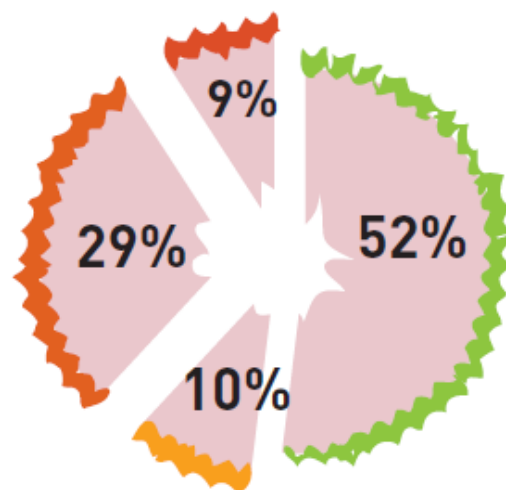
India's Anganwadis (both government and private) provide health care, nutrition and pre-school and have expanded access (varies by state)

Quality improved

Jamaica has designed a curriculum that is appropriately targeted to the progressive needs of 5 & 6 year olds

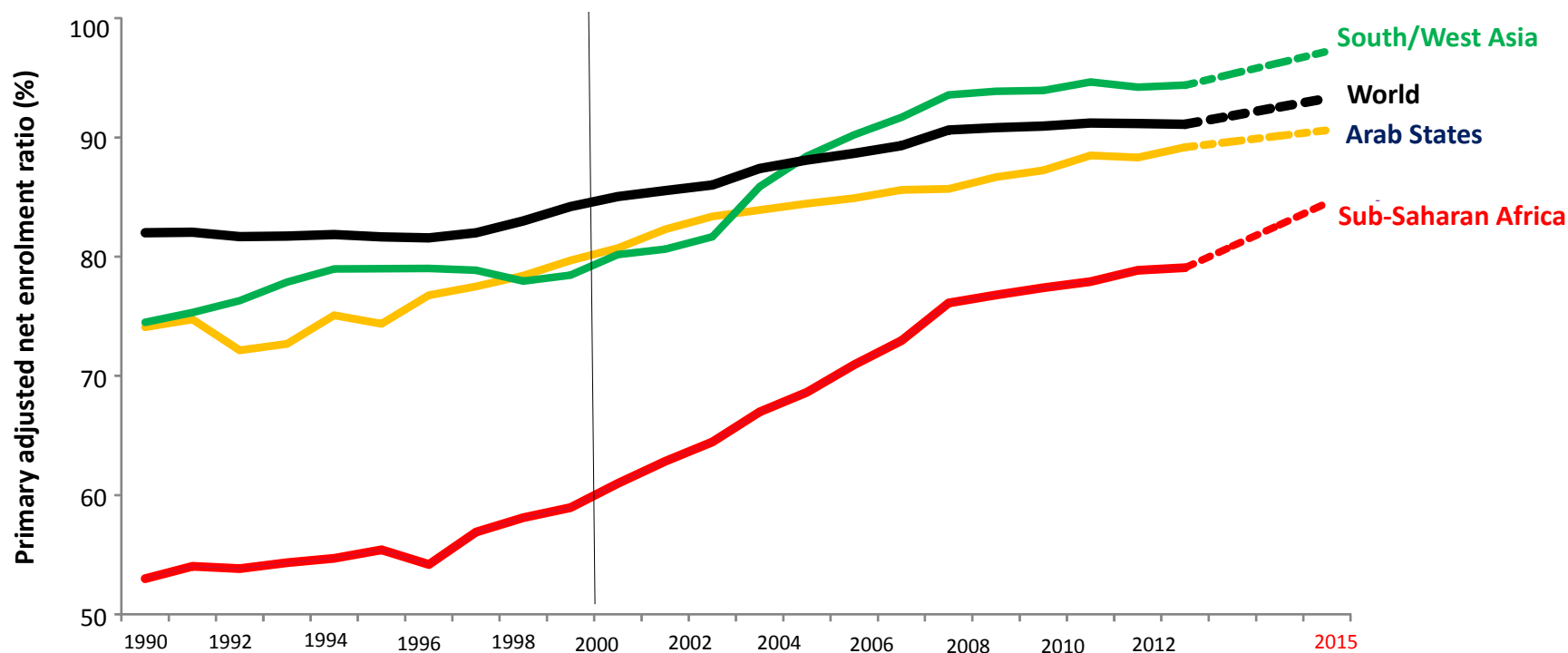
EFA Goal 2: Just half of countries reached the goal

Goal 2 Primary education



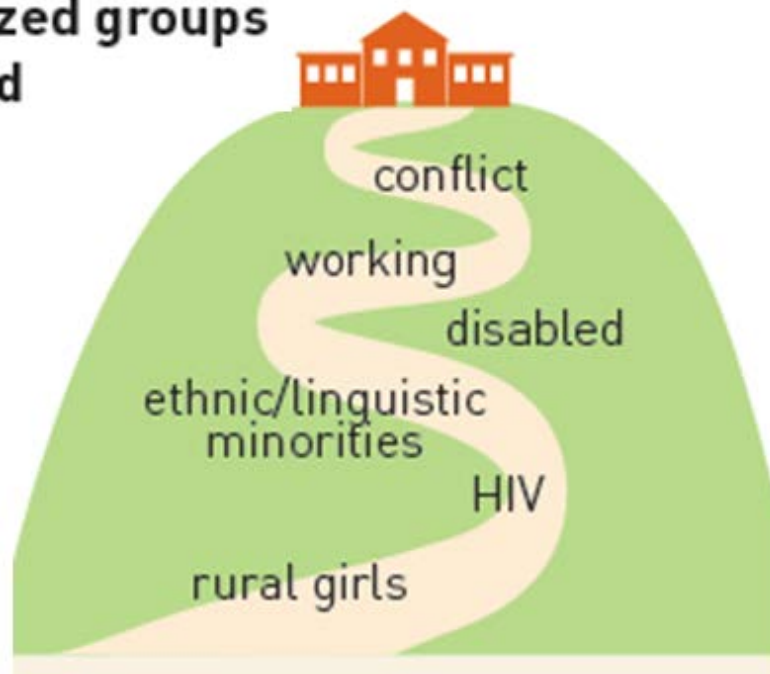
This was the most prominent and well funded of the EFA goals

Yet, despite progress, **just over half of countries** have reached universal primary enrolment



EFA Goal 2: Inequalities in primary school attainment remain

Marginalized groups
left behind



57 million children are out of primary school in 2015.

1 in 6 children will not complete primary school in low and middle income countries in 2015.

The **gaps** in education attainment between children from poorer and richer households **have increased** in some countries.

The **proportion** of **out-of-school children** in **conflict-affected countries** increased from **30% to 36%** from 1999 to 2012.

EFA Goal 2: Policy successes since 2000

Guaranteeing a free education

Burundi, Ethiopia, Ghana, Kenya and U.R. Tanzania all abolished school fees and increased enrolment as a result.

School construction

Mozambique tripled the number of schools and increased enrolment by 35 percentage points.
Rural India saw improvement in nearly all aspects of school facilities and infrastructure between 2003 and 2010, including electrification and roads

Conditional cash transfer programs

Nicaragua, Mexico and Brazil implemented such programmes and helped close gaps between rich and poor.

School feeding programs

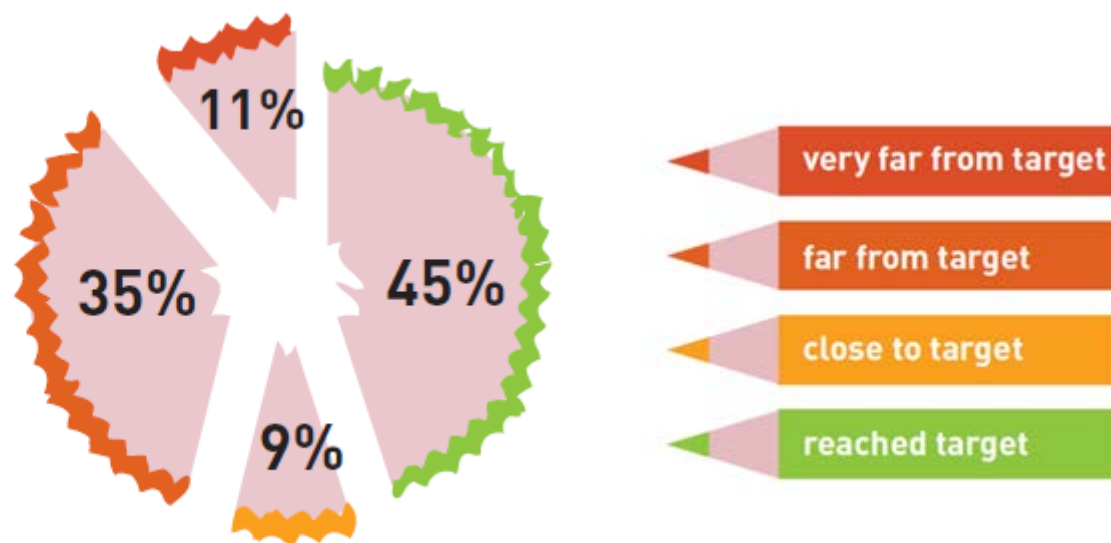
Mid day meals and school feeding programs in many **African countries** and in **India** have strongly increased girls' enrolment

EFA Goal 3: 63 million adolescents are still out of school

Globally **42 million** more adolescents enrolled in lower secondary education since 2000, but **63 million** remain out of school

Under half of countries achieved universal lower secondary education by 2015, a proxy of skill acquisition

Goal 3 Lower secondary education



But only **2 in 3** adolescents **complete** lower secondary education in low and middle income countries;

On this trend **only half of adolescents** in low income countries will **complete lower secondary education by 2030**

EFA Goal 3: Policy successes since 2000

Abolish school fees

Of the 107 low and middle income countries with data, **94 have legislated free lower secondary education**

Assure lower secondary education is compulsory in law

Two out of three countries where lower secondary education was not compulsory in 2000 changed their legislation by 2012. **India** was one of these countries

Suspend high stakes exams at the end of primary school

Pakistan discontinued these exams in order to increase transition to lower secondary

Ratify the ILO Minimum Age Convention

167 countries have ratified the minimum work age convention, but it needs to be enforced

Provide second chance programmes

In **Bangladesh**, BRAC targets out of school children & prepares them for secondary education

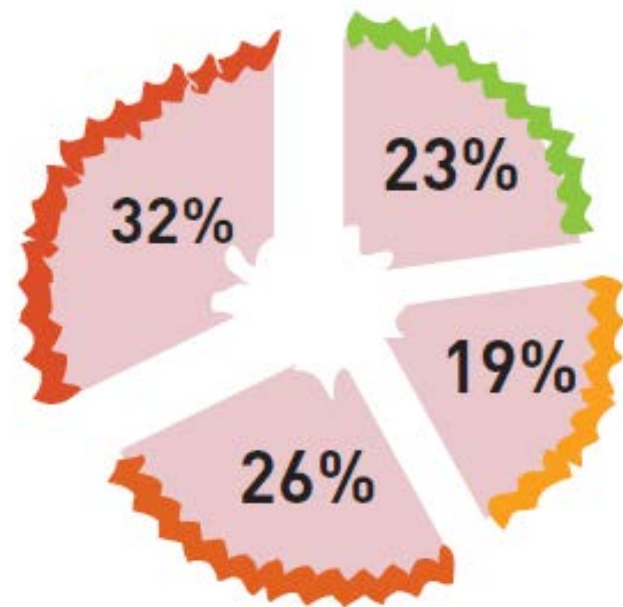
EFA Goal 4: Very few countries met the EFA literacy target

Progress towards EFA's fourth goal has been slower than improvements in other goals...

Worldwide the adult illiteracy rate will have fallen **by only 23%** by 2015, far short of the 50% target.



Only a quarter of countries reduced their adult illiteracy rates by 50%; **a further 19%** are close to the target

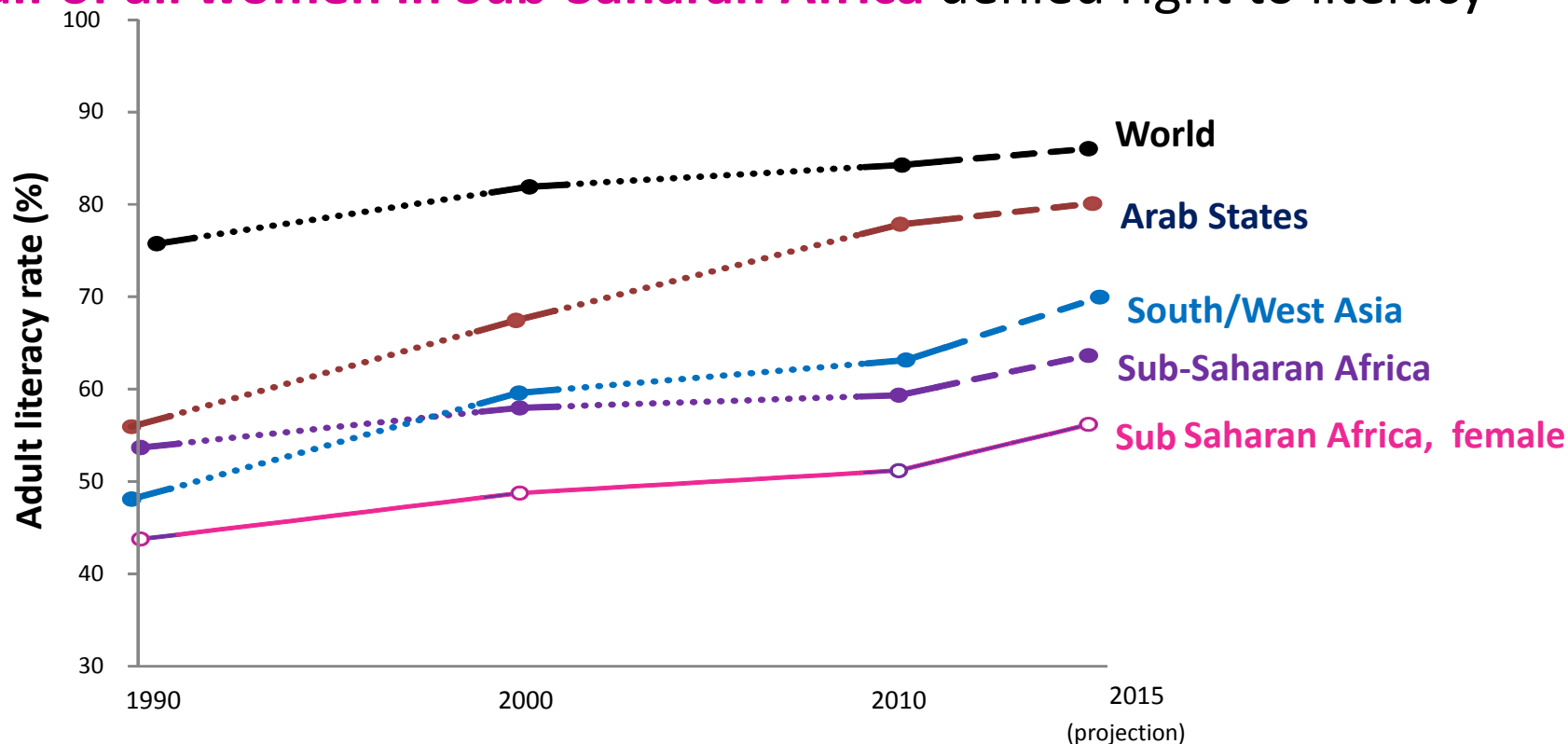


EFA Goal 4: No movement in reducing gender gaps in literacy

781 million adults lack minimal literacy skills, of which **two-thirds are women**, a percentage virtually unchanged since Dakar.

In 2015 **264 million** adults in India (one third of global total) cannot read or write in an official language

Half of all women in Sub-Saharan Africa denied right to literacy



EFA Goal 4: Policy successes since 2000

Direct assessments

Kenya's 2006 survey was administered in 18 languages. It showed far lower literacy levels than from self-declarations.

Mother tongue programs

Mexico developed learning materials in 45 languages to help marginalised groups.

Measure literacy skills on a continuum

The **STEP initiative** measures literacy on a continuum among adults in urban areas in 8 countries: **Armenia, Bolivia, Colombia, Georgia, Ghana, Lao PDR, Sri Lanka, Vietnam**

Well planned and resourced mass literacy campaigns

Nepal invested \$35 million in a campaign and achieved huge increase in literacy by 2011.

Keep literacy programs relevant

In **Cameroon** farmers learned how literacy skills could help market participation

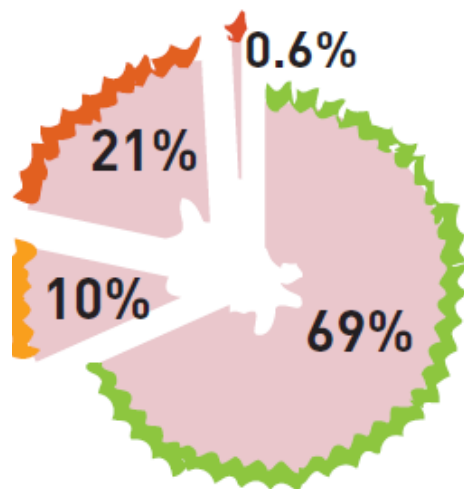
EFA Goal 5: A goal that should have been achieved in 2005



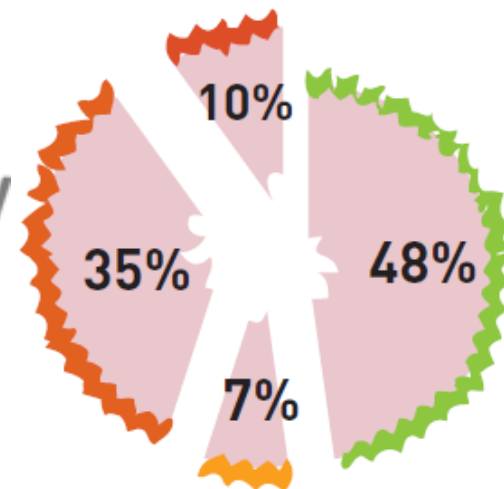
Despite strong movement towards gender parity...

...almost **a third of countries** did not reach gender parity in primary education; and **a half of countries** did not reach it in secondary education...

Goal 5 Primary education gender parity

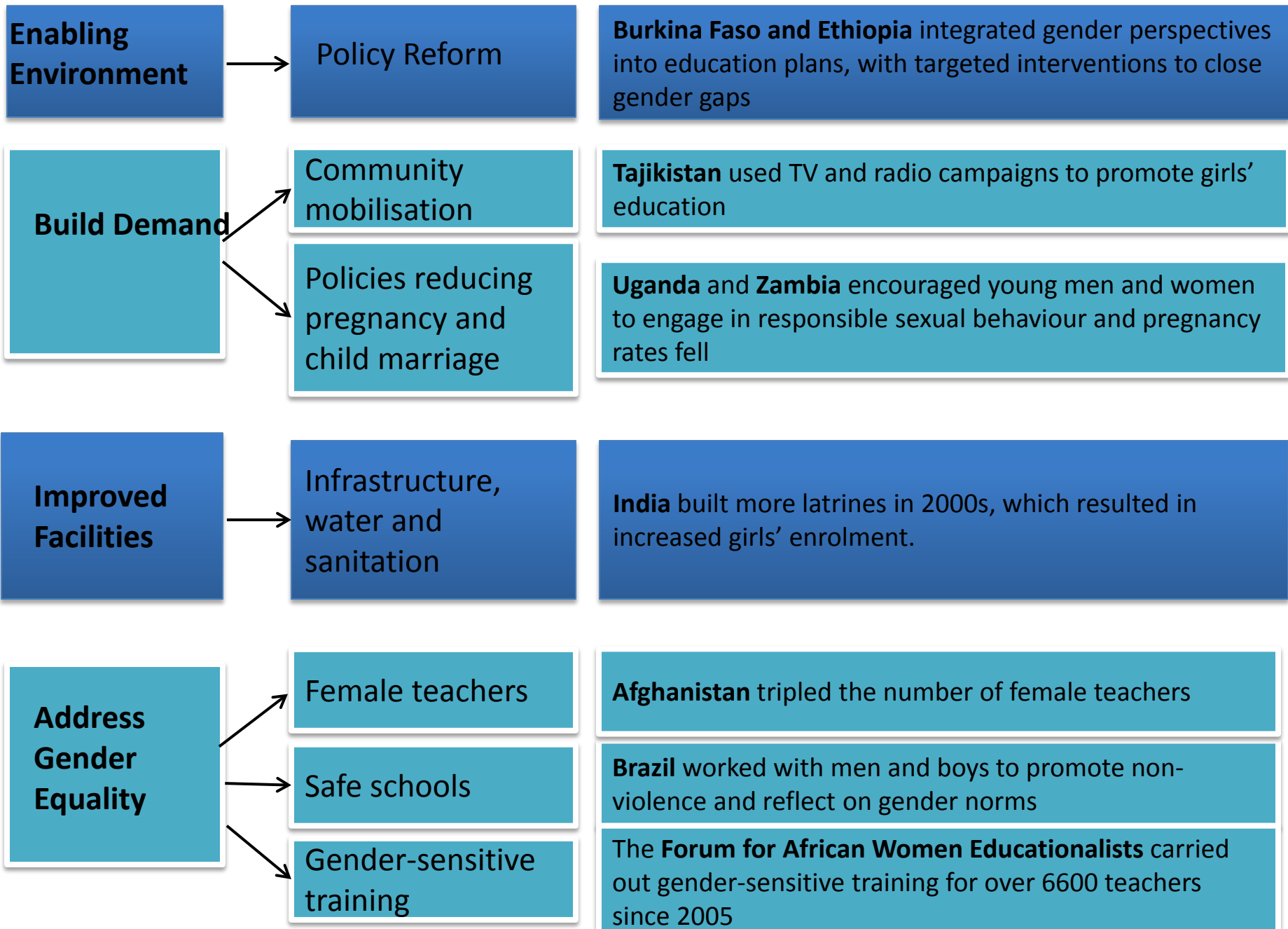


Goal 5 Secondary education gender parity



...while defining and measuring **gender equality** remains contested

EFA Goal 5: Policy successes since 2000



EFA Goal 6: A shift in discourse towards learning

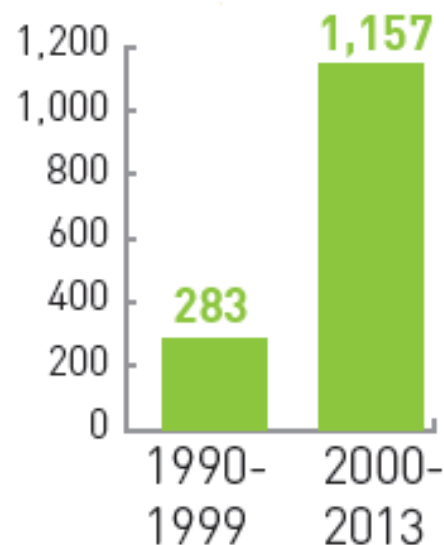
While many countries made impressive gains in access to education, ensuring good **quality** education is a challenge...

...even if some countries such as **Ghana, Kenya, and Mexico** have **increased access and improved learning** at the same time

Since 2000, **twice the number of countries** (from 70 to 142) have been monitoring learning outcomes in order to improve education quality.

In **a third of countries** less than 75% of primary school teachers were trained according to national standards.

National assessments
to measure learning
achievement



EFA Goal 6: Policy successes since 2000

Learning assessments

Early grade reading assessments have prompted governments and donors to rethink policies in early grades.

Fill the trained teacher gap

Nepal decreased the pupils per trained teacher ratio from 260:1 in 1999 to 28:1 in 2013

Improve teacher status

Indonesia requires teachers to have a four year degree and be certified.

Multi-lingual policy

38 countries in **sub-Saharan Africa** now use local languages in primary education

Instructional time

In **Chile**, a longer school day resulted in higher achievement in language and mathematics in high-school

Appropriate learning materials

In **Swaziland**, the percentage of children with sole use of textbooks rose from 74% to 99%

Learner-centred pedagogy

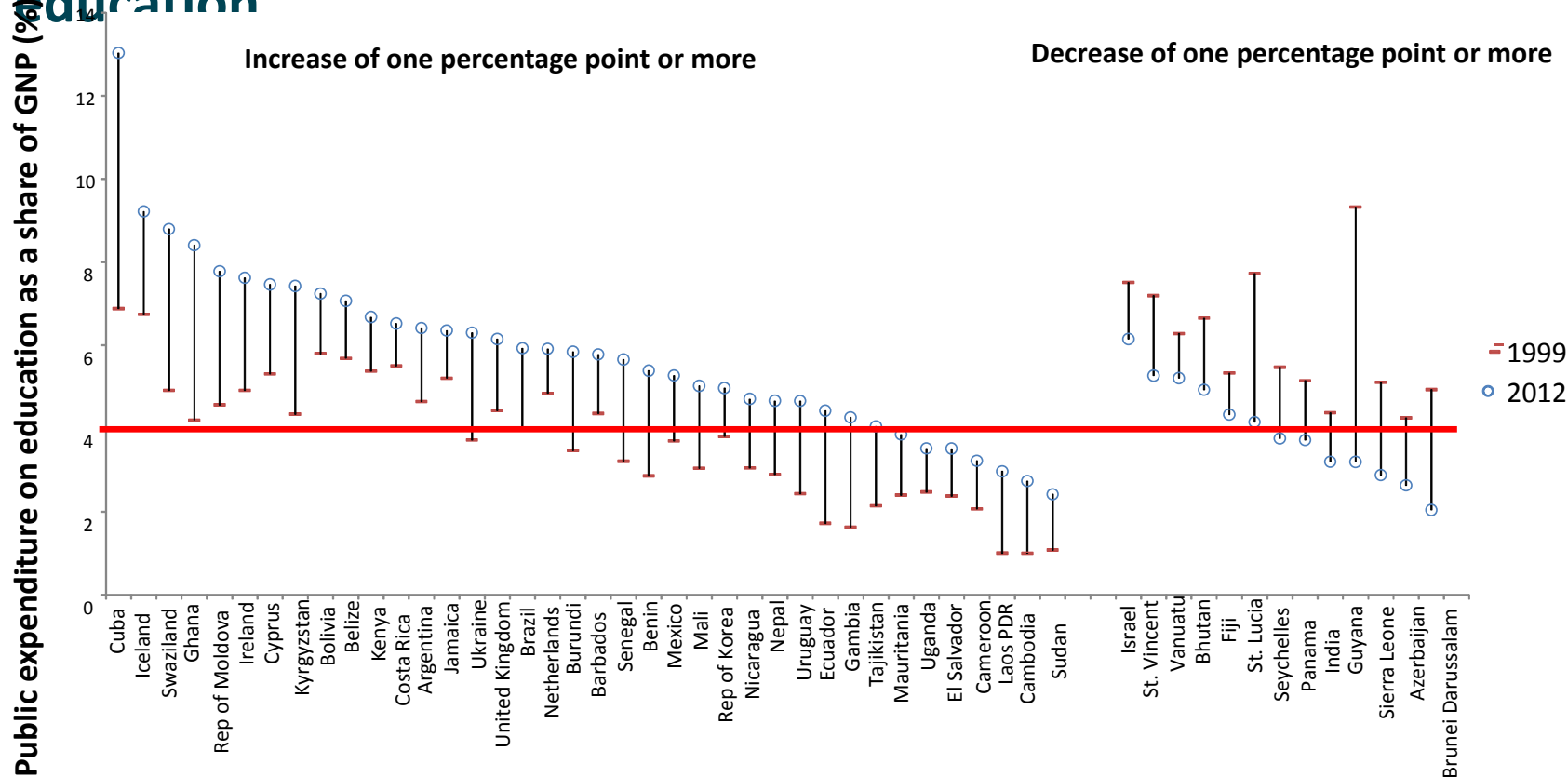
In **Tanzania** primary teachers adapted teaching practices to diverse classroom needs

Better education governance

Empowering teachers and communities in **Kenya** led to improved students' language and mathematics scores

Domestic finance: Many countries have increased spending

Many low income countries increased their spending on education

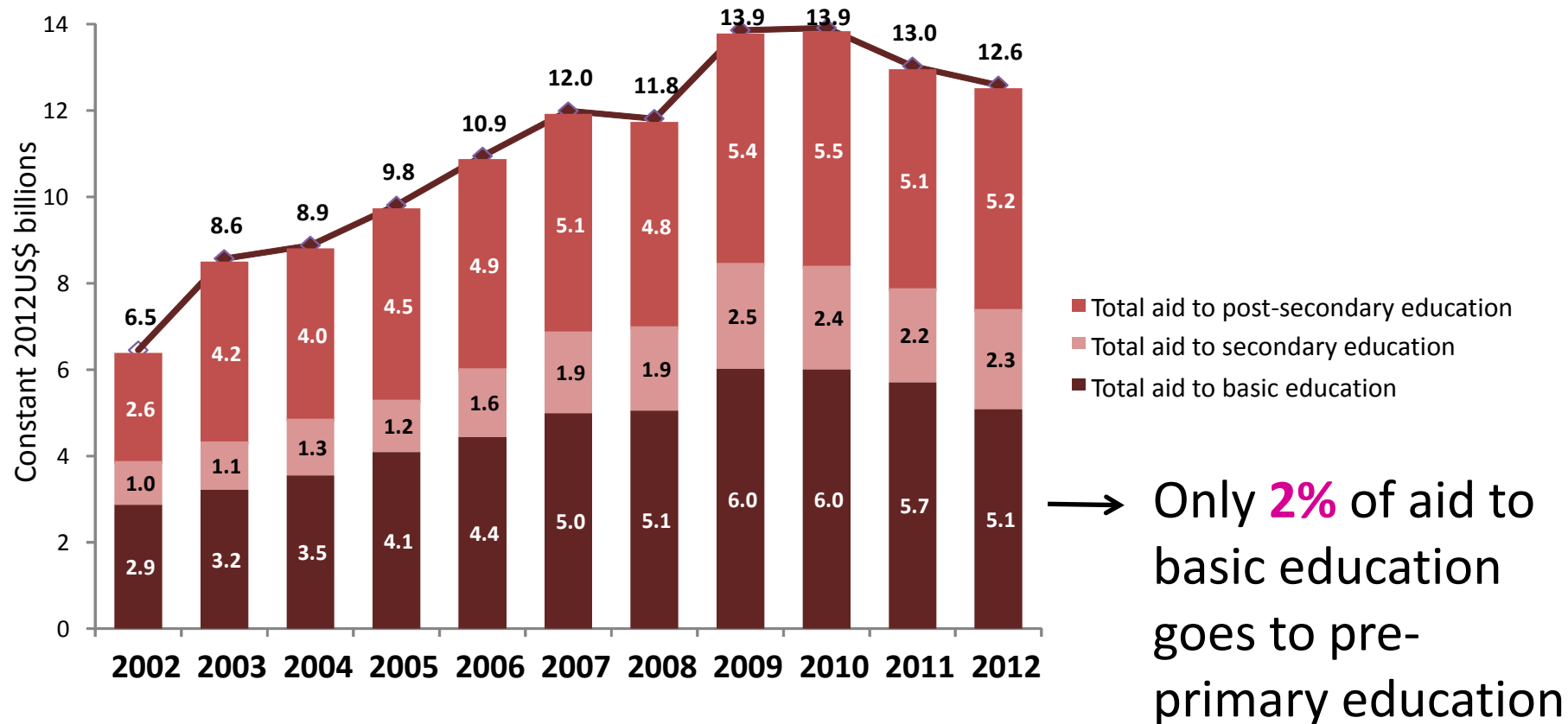


Source: Annex, Statistical Tables 9 (print) and 11 (GMR website); UIS database.

...but **half of low income countries** spent less than 4% of GNP on education

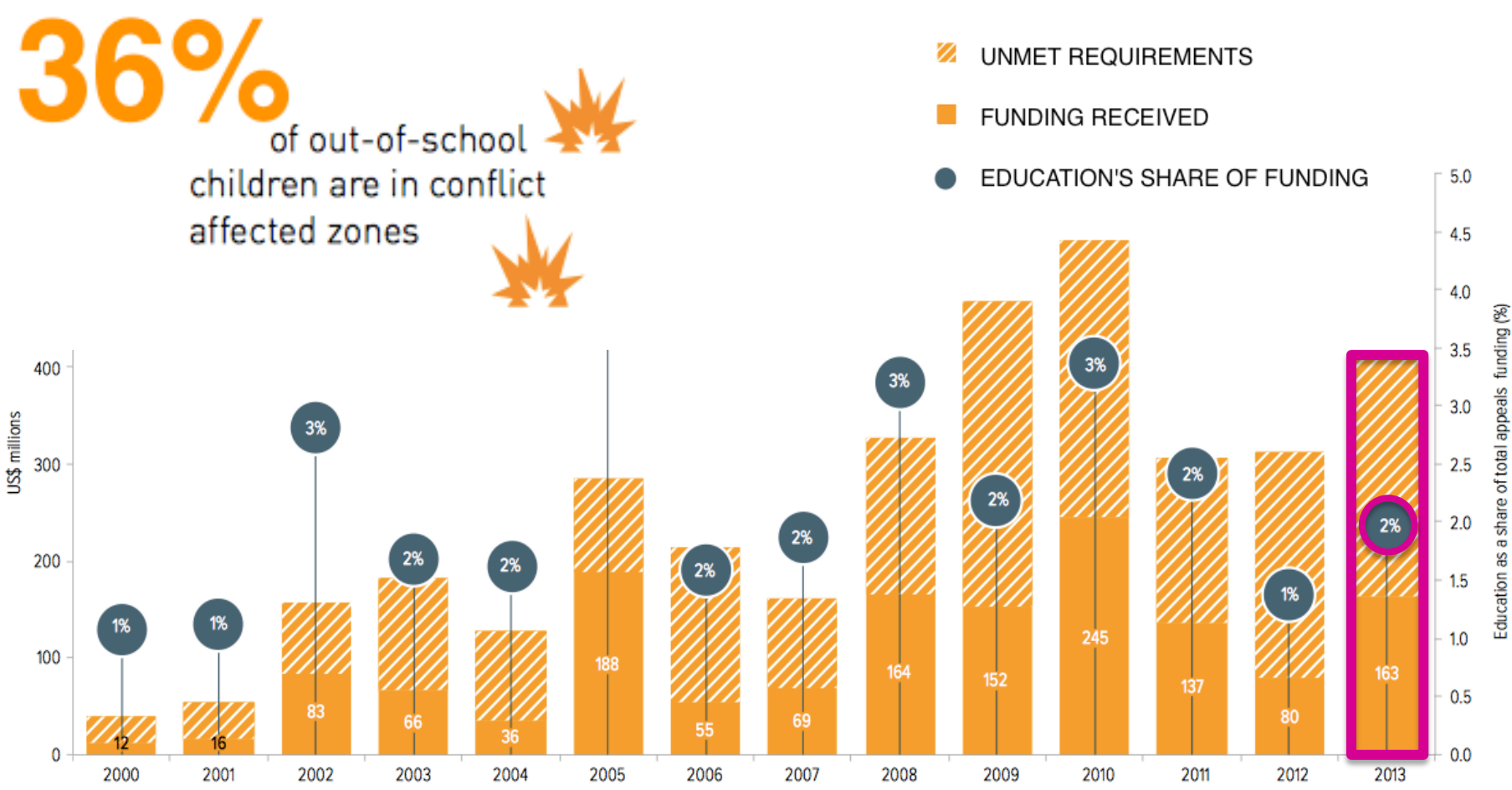
International aid: Donors did not keep their promise

Int'l. aid to education **fell by US\$1.3 billion** between 2010 and 2012



Source: OECD-DAC, 2014

Humanitarian funding to education also peaked in 2010



In 2013, the education sector received **only 40%** of the requests it made for humanitarian aid.

Of total funds made available for humanitarian appeals, **just 2%** was for education

There is a significant finance gap for education

For every child in low and lower middle income countries to benefit from an expanded basic education of good quality by 2030, there is an annual external funding gap of **US\$ 22 billion**



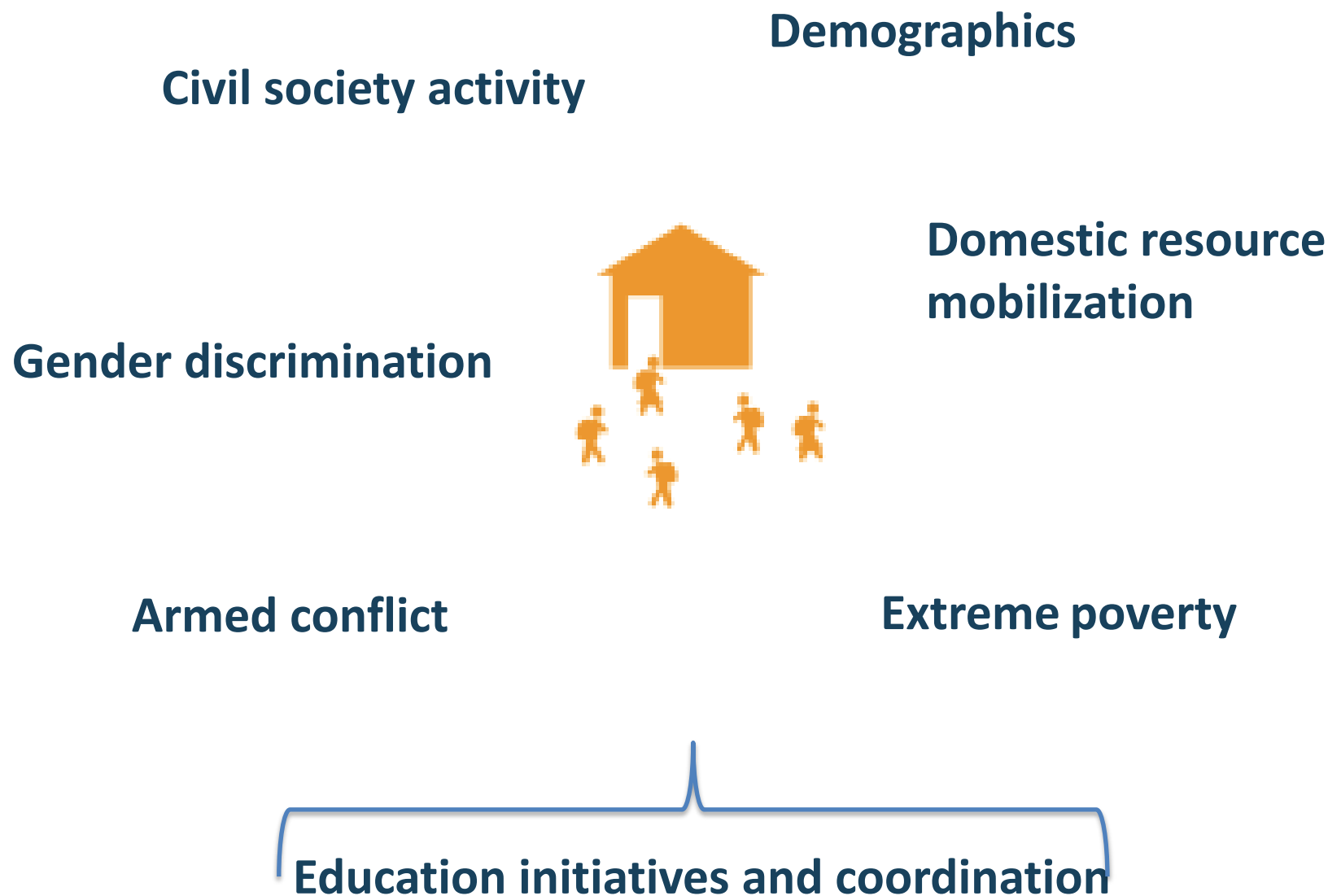
This is equivalent to just 4.5 days of military spending

This is Our #EduVerdict. What's yours?

1. We did not reach Education for All.
2. But we made accelerated progress, notably in getting millions of children and youth into school, and reducing gender disparities.
3. Those left behind are the most marginalised and vulnerable.
4. And many millions are still not learning the basics, whether in school or not.
5. Adult education and learning has been all but forgotten.
6. While country spending is rising, donor commitments have stalled.



Explaining progress towards EFA: The international context



Recommendations

Pre-primary education

- Make compulsory at least one year of pre-primary education
- Diversify provision where needed
- Train staff to support children
- Pay caregivers like primary teachers



Make pre-school compulsory

Universal primary and lower secondary completion

- Require attendance of both levels
- Abolish school fees and cover costs
- Develop realistic cash transfer programmes
- Implement inter-sectoral programs
- Plan for conflict and emergency situations



Education is **still not free** for all

Social protection



(e.g. cash transfers for disadvantaged children)

Recommendations

Youth skills

- Ratify and implement minimum age for employment
- Encourage young people to study full-time
- Identify skill levels to be acquired at each stage of education

Working youth



Adult literacy

- Make literacy acquisition more visible
- Link literacy and learning policies with development strategies and community priorities
- Support mobile phone use and other ICT platforms



Recommendations


Gender parity and equality:

- Adopt policies that reduce child marriage and early pregnancy
- Eliminate gender disparities in education
- Emphasize gender equality, including through teacher education and safe school environments.



Lifelong learning:

- Expand lifelong learning opportunities
- Specify skills to be attained in formal and non-formal education
- Measure and monitor participation and outcomes in adult education



Financing for education has to be significantly stepped up:

- ✓ Governments must ensure that 15-20% of national budgets are spent on education.
- ✓ Donors need to bridge the US\$22 billion annual finance gap.
- ✓ Currently, no finance target exists for education within the sustainable development goals.



Post-2015 development - A global resolution

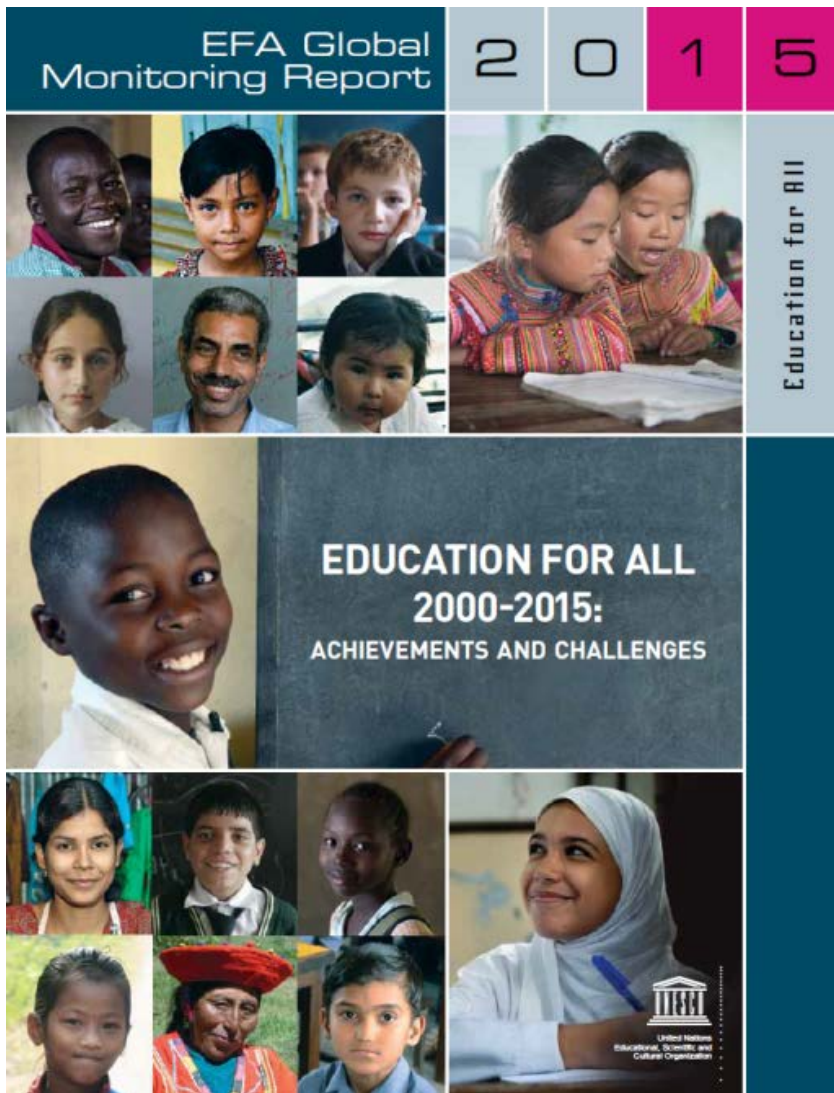
Improve education monitoring

- ✓ Close critical **data gaps** in **learning** outcomes
- ✓ Use disaggregated data from surveys to **monitor equity** and make the marginalized visible
- ✓ Improve **transparency** of all sources of education **finance**



Education holds the key to achieving most of the post-2015 goals from gender equality and healthy families to sustainable consumption and more just and peaceful societies

Sectors should therefore **collaborate** closely at the national and global level to improve synergies



en.unesco.org/gem-report/

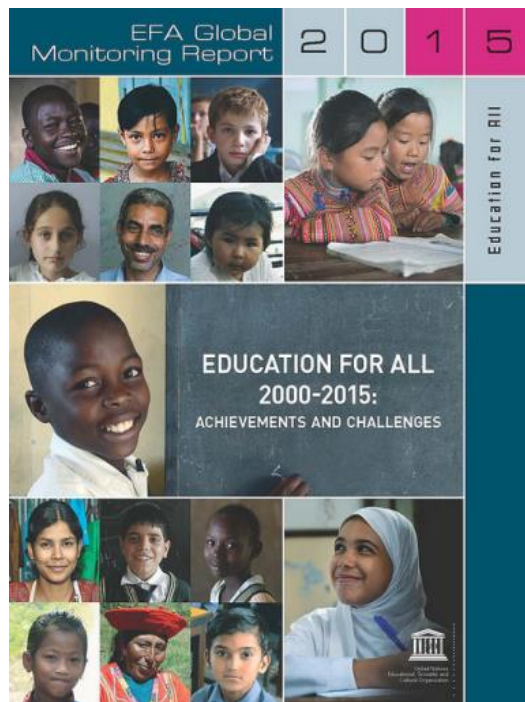
Register for the **World Education Blog:**
efareport.wordpress.com

#EduVerdict / @efareport

Contact Aaron Benavot
a.benavot@unesco.org

Read and share our publications

Full Report and Summary in all UN languages



Summary also in:

- Portuguese
- Hindi
- German
- Persian
- Korean
- Thai
- Japanese
- Laotian
- Bangla
- Urdu
- Nuer, Dinka
- Swahili



Youth Report



A **USB key** will soon be available with all content produced by the GMR team since 2002, including new 2015 content.

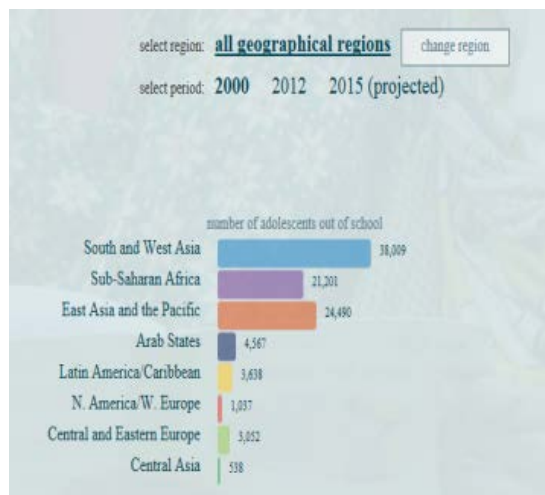
Policy brief for policy makers, showing how other countries have made progress in EFA

Additionally, read our **Regional Overviews**, **50+ background and technical papers**, Opinion pieces, sign up for the **World Education Blog**

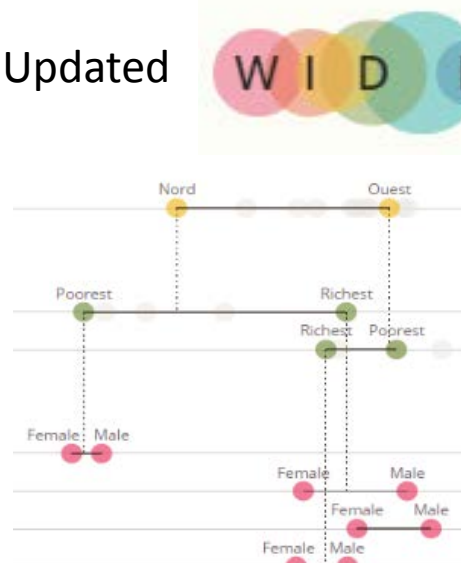
Help share our most accessible materials

Our new website features

New Data Visualisation tool



Updated



Special Report Cards



New Infographics



Animated video



UN S.G. video message

