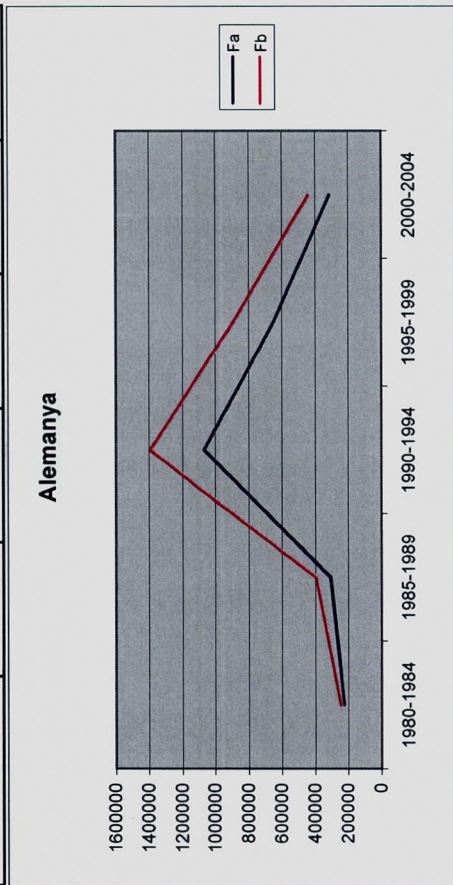
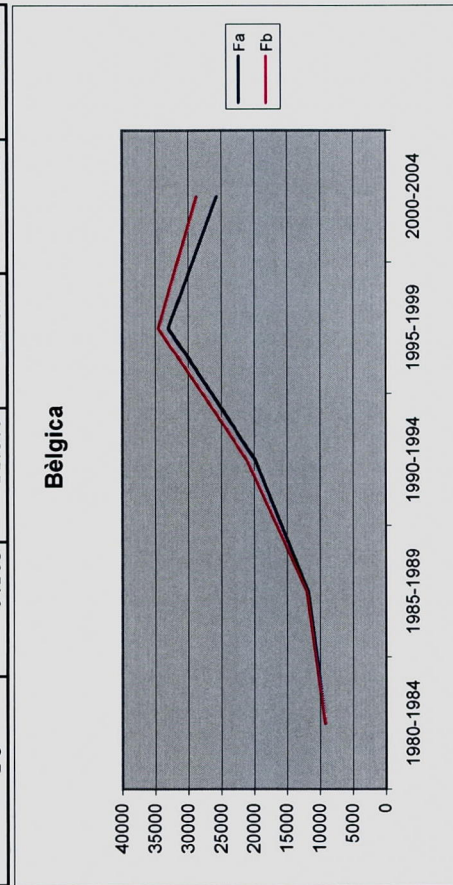


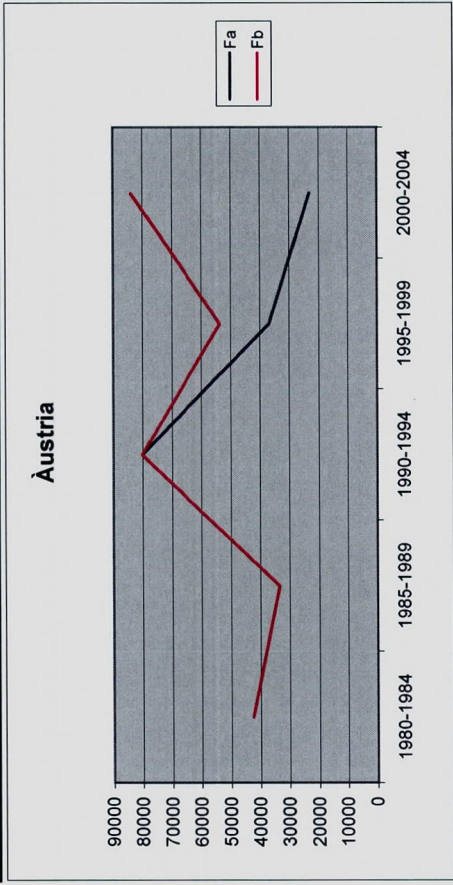
1	Alemanya	1980-1984	1985-1989	1990-1994	1995-1999	2000-2004
	Fa	221.810	305.737	1.064.353	647.275	311.044
	Fb	242.370	390.747	1.389.343	888.065	436.710



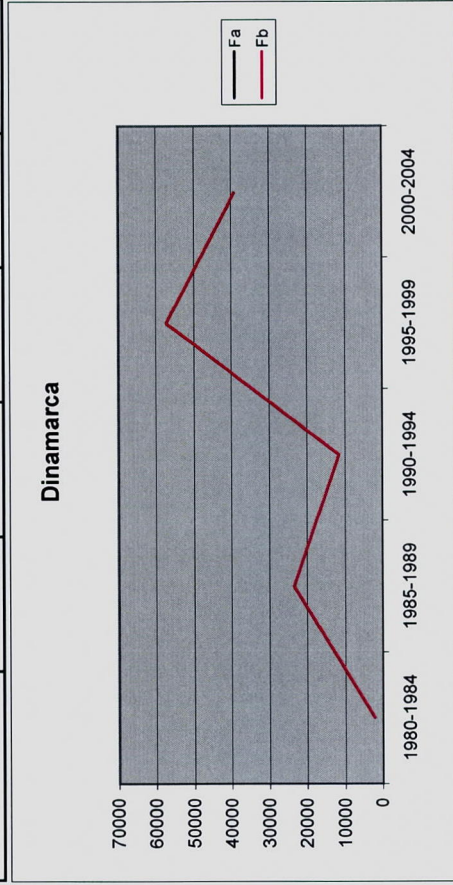
3	Bèlgica	1980-1984	1985-1989	1990-1994	1995-1999	2000-2004
	Fa	9.103	11.719	19.777	32.914	25.638
	Fb	9.103	11.879	20.937	34.324	28.669



2	Àustria	1980-1984	1985-1989	1990-1994	1995-1999	2000-2004
	Fa	42.436	33.427	80.229	36.875	23.174
	Fb	42.436	33.427	80.229	53.635	83.924



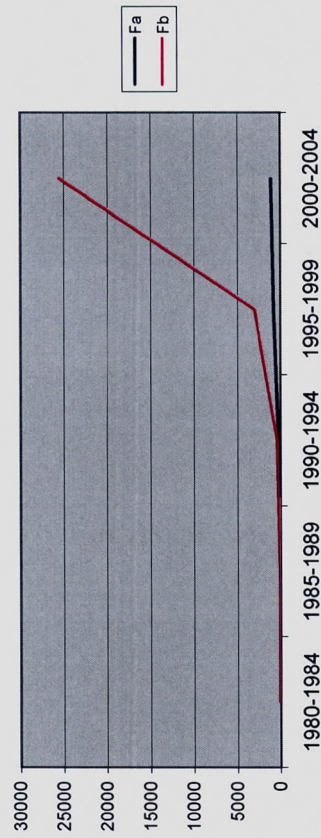
4	Dinamarca	1980-1984	1985-1989	1990-1994	1995-1999	2000-2004
	Fa	2.161	23.405	11.604	57.333	39.052
	Fb	2.161	23.405	11.604	57.333	39.052





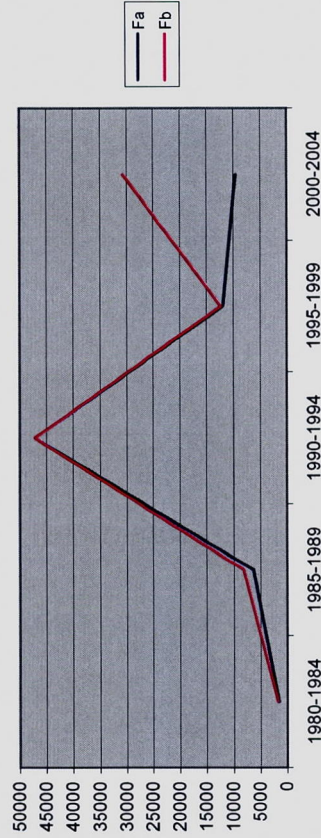
5	Eslovàquia	1980-1984	1985-1989	1990-1994	1995-1999	2000-2004
	Fa	0	0	199	750	1.036
	Fb	0	0	299	2.920	25.467

### Eslovàquia



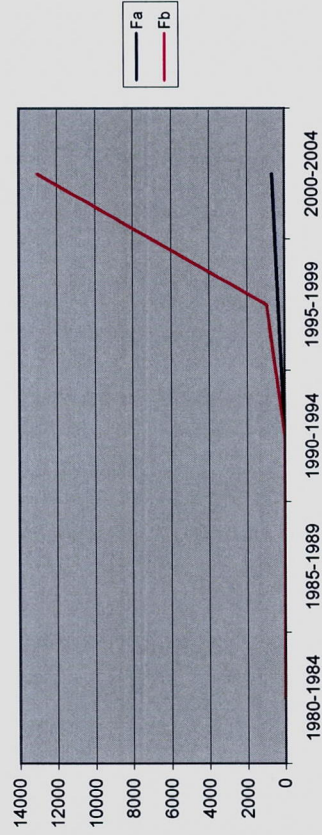
7	Espanya	1980-1984	1985-1989	1990-1994	1995-1999	2000-2004
	Fa	1.505	6.257	47.008	11.841	9.498
	Fb	1.615	8.047	47.008	12.221	30.644

### Espanya



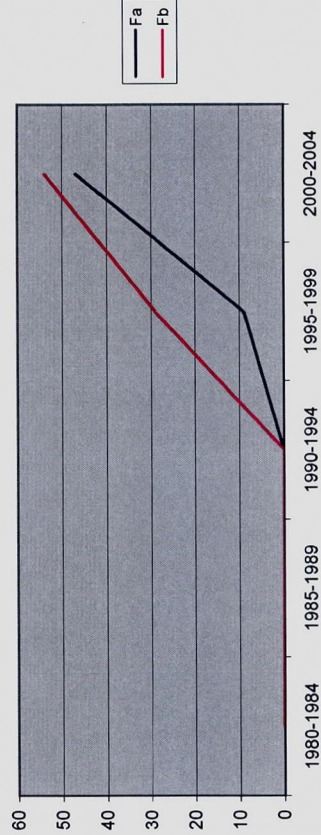
6	Eslovènia	1980-1984	1985-1989	1990-1994	1995-1999	2000-2004
	Fa	0	0	0	332	667
	Fb	0	0	0	962	13.041

### Eslovènia



8	Estònia	1980-1984	1985-1989	1990-1994	1995-1999	2000-2004
	Fa	0	0	0	9	47
	Fb	0	0	0	29	54

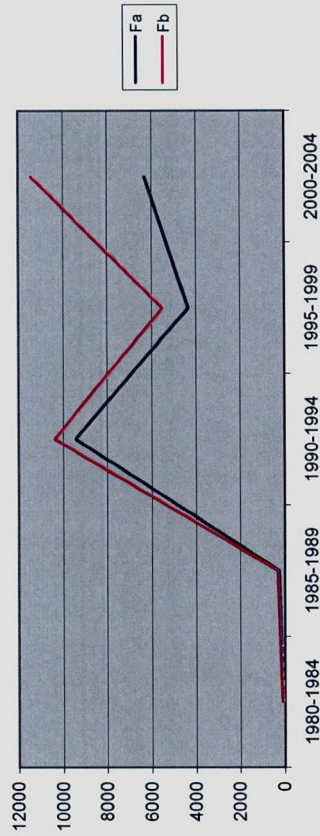
### Estònia





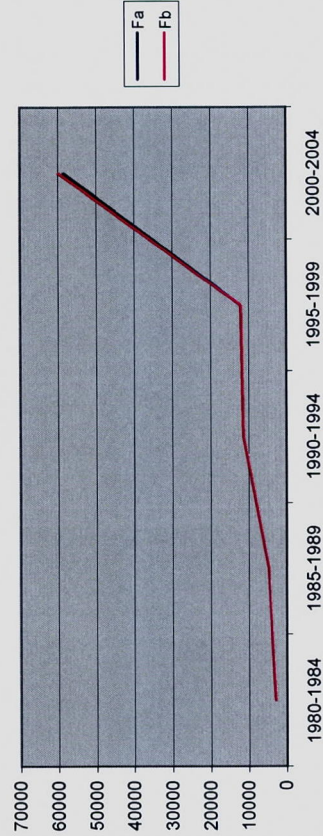
9	Finlândia	1980-1984	1985-1989	1990-1994	1995-1999	2000-2004
	Fa	65	251	9.402	4.326	6.283
	Fb	65	271	10.342	5.476	11.385

### Finlândia



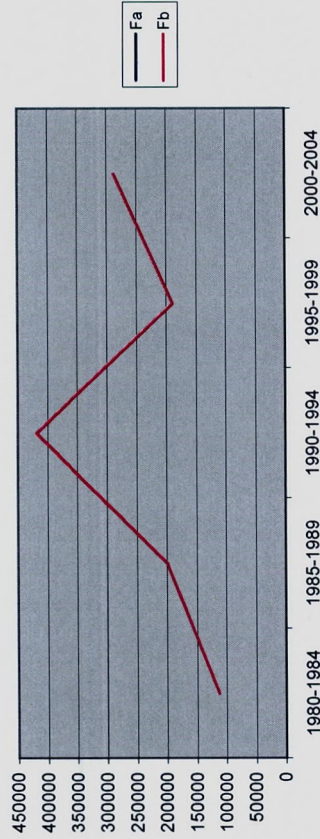
11	Grécia	1980-1984	1985-1989	1990-1994	1995-1999	2000-2004
	Fa	2.644	4.461	11.132	11.884	58.546
	Fb	2.644	4.461	11.132	11.884	59.762

### Grécia



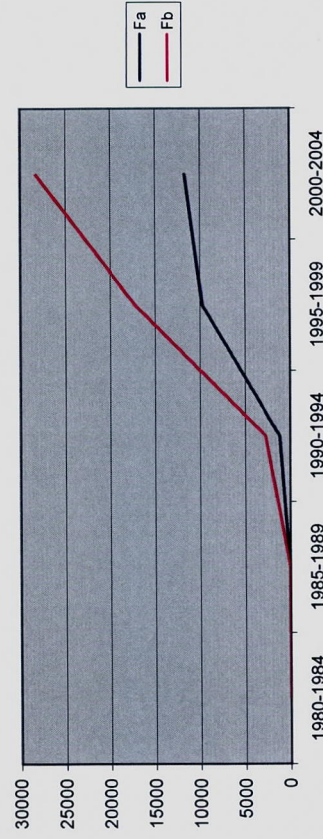
10	França	1980-1984	1985-1989	1990-1994	1995-1999	2000-2004
	Fa	113.069	199.524	419.492	189.724	288.906
	Fb	113.069	199.524	419.492	189.724	288.906

### França



12	Hongria	1980-1984	1985-1989	1990-1994	1995-1999	2000-2004
	Fa	0	36	1.180	9.779	11.719
	Fb	0	36	2.730	17.219	28.316

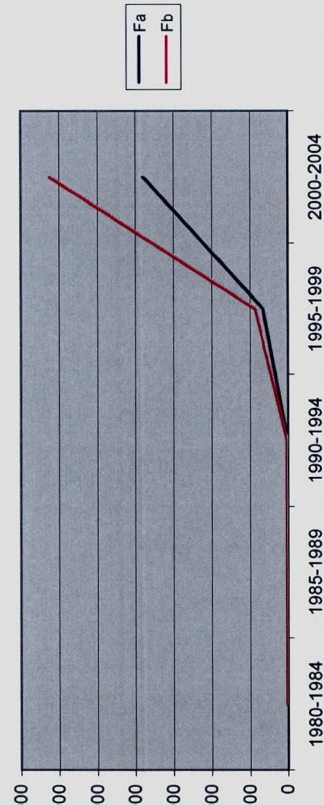
### Hongria





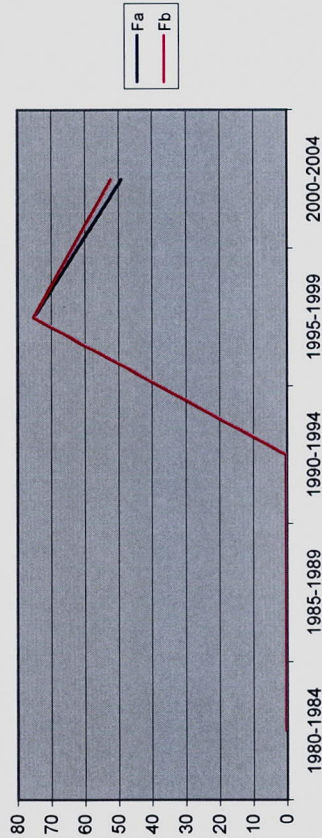
13	Irlanda	1980-1984	1985-1989	1990-1994	1995-1999	2000-2004
	Fa	0	0	36	6.482	37.901
	Fb	0	0	36	8.392	62.334

### Irlanda



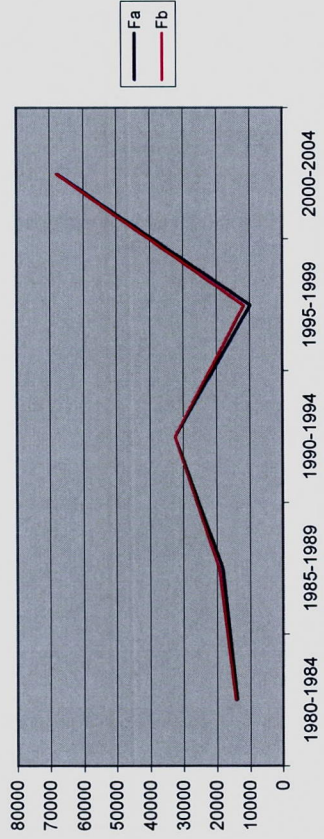
15	Letònia	1980-1984	1985-1989	1990-1994	1995-1999	2000-2004
	Fa	0	0	0	75	49
	Fb	0	0	0	75	52

### Letònia



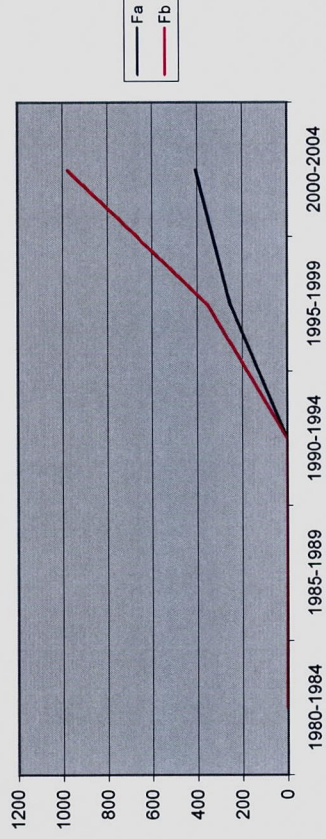
14	Itàlia	1980-1984	1985-1989	1990-1994	1995-1999	2000-2004
	Fa	13.925	18.186	32.410	9.787	67.906
	Fb	14.305	19.346	32.410	11.697	68.002

### Itàlia



16	Lituània	1980-1984	1985-1989	1990-1994	1995-1999	2000-2004
	Fa	0	0	0	253	406
	Fb	0	0	0	353	978

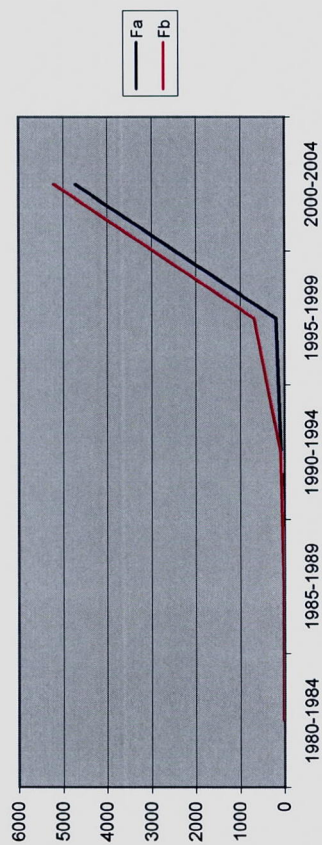
### Lituània





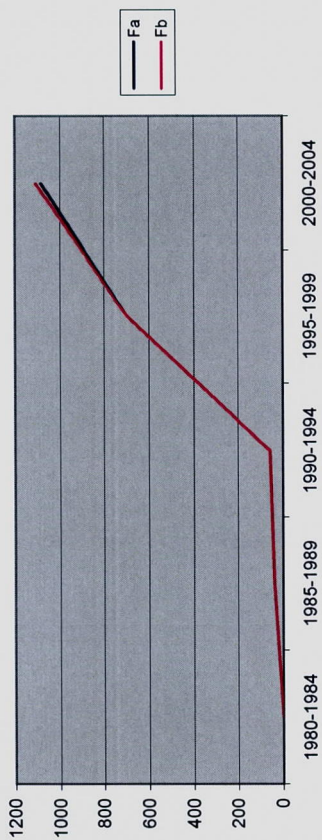
17	Luxemburg	1980-1984	1985-1989	1990-1994	1995-1999	2000-2004
	Fa	0	0	71	178	4.715
	Fb	0	0	71	668	5.195

### Luxemburg



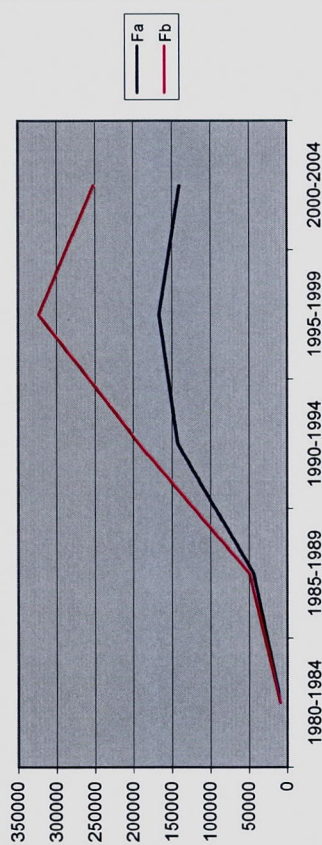
18	Malta	1980-1984	1985-1989	1990-1994	1995-1999	2000-2004
	Fa	0	39	59	700	1.084
	Fb	0	39	59	700	1.109

### Malta



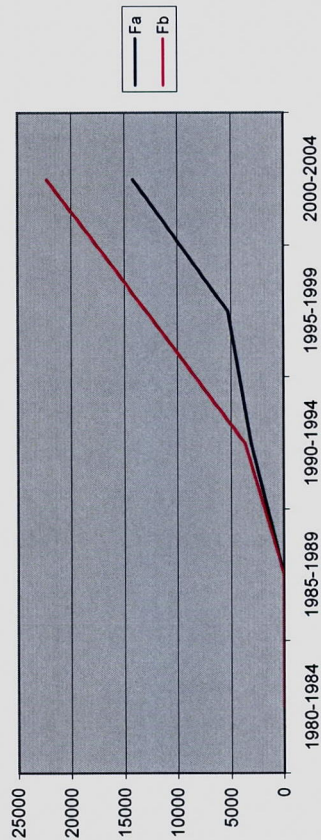
19	Països Baixos	1980-1984	1985-1989	1990-1994	1995-1999	2000-2004
	Fa	8.730	43.790	142.148	166.090	139.574
	Fb	8.730	48.450	191.658	322.540	250.937

### Països Baixos



20	Polònia	1980-1984	1985-1989	1990-1994	1995-1999	2000-2004
	Fa	0	0	3.103	5.288	14.185
	Fb	0	0	3.703	12.958	22.317

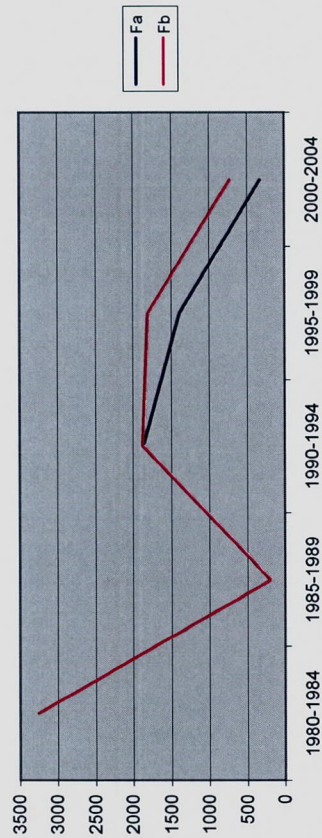
### Polònia





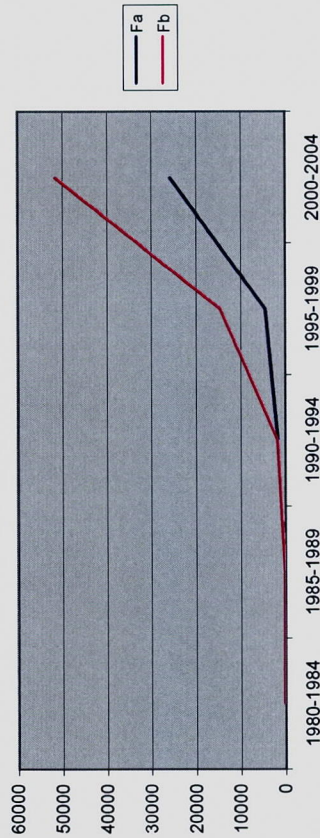
21	Portugal	1980-1984	1985-1989	1990-1994	1995-1999	2000-2004
	Fa	3.246	180	1.863	1.383	323
	Fb	3.246	180	1.863	1.793	716

### Portugal



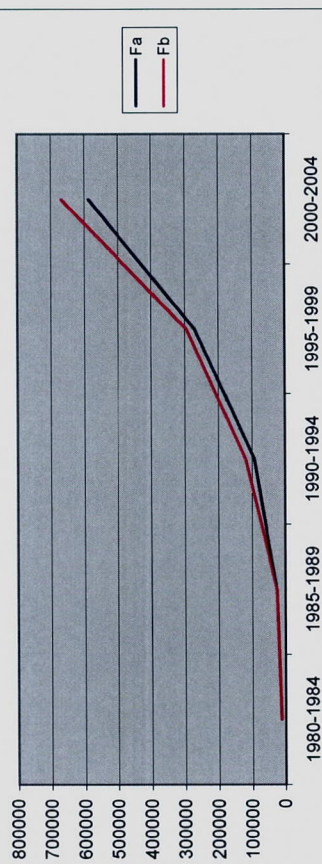
23	Rep. Txeca	1980-1984	1985-1989	1990-1994	1995-1999	2000-2004
	Fa	0	0	1.614	4.401	25.748
	Fb	0	0	1.614	14.371	51.495

### Rep. Txeca



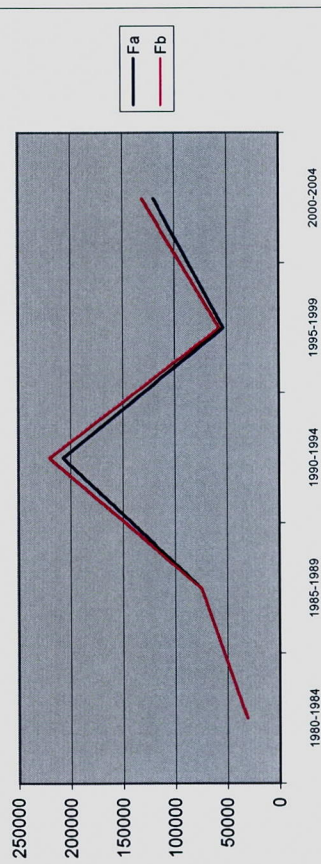
22	Regne Unit	1980-1984	1985-1989	1990-1994	1995-1999	2000-2004
	Fa	12.063	25.484	93.648	271.599	588.875
	Fb	12.063	25.484	120.248	294.769	669.335

### Regne Unit



24	Suècia	1980-1984	1985-1989	1990-1994	1995-1999	2000-2004
	Fa	31.251	75.006	207.527	53.341	120.502
	Fb	31.251	75.006	220.627	57.331	131.771

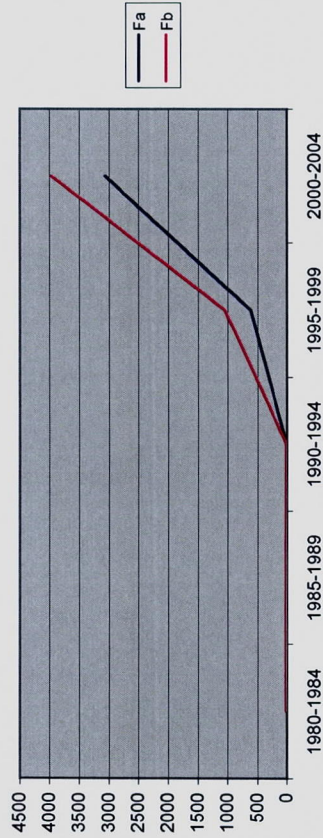
### Suècia





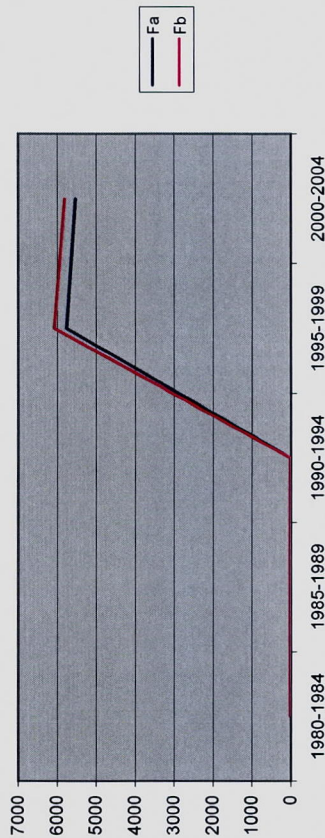
25	Xipre	1980-1984	1985-1989	1990-1994	1995-1999	2000-2004
	Fa	0	0	0	612	3.069
	Fb	0	0	0	1.042	3.962

### Xipre



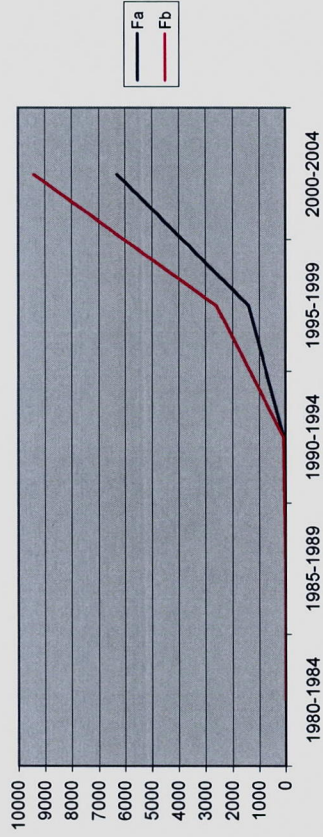
27	Romania	1980-1984	1985-1989	1990-1994	1995-1999	2000-2004
	Fa	0	0	0	5.754	5.522
	Fb	0	0	0	6.064	5.793

### Romania



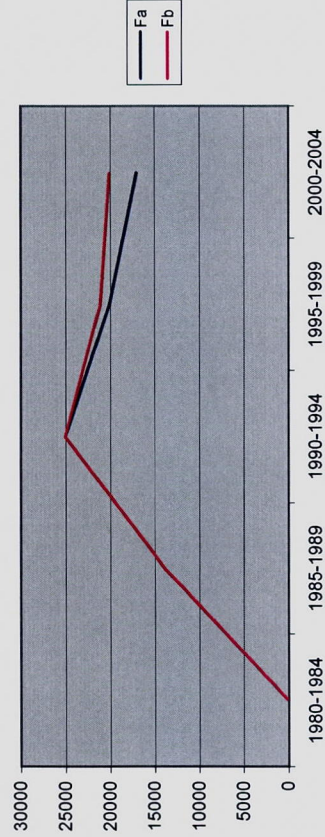
26	Bulgària	1980-1984	1985-1989	1990-1994	1995-1999	2000-2004
	Fa	0	0	74	1.402	6.313
	Fb	0	0	74	2.612	9.442

### Bulgària



28	Turquia	1980-1984	1985-1989	1990-1994	1995-1999	2000-2004
	Fa	0	13.849	25.048	20.168	17.105
	Fb	0	13.849	25.048	21.168	20.157

### Turquia

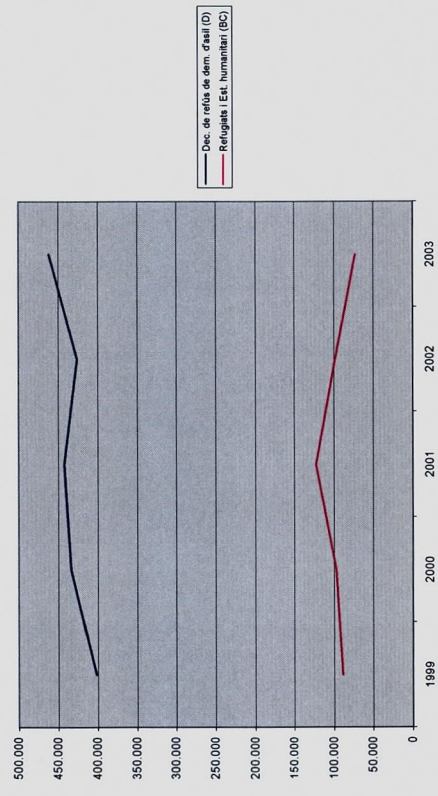




Taula III.2.D/BC

País	Decisions de refús de demandes d'asil (D)										Refugiats i Estatut humanitari (BC)									
	1999	2000	2001	2002	2003	Rang '03	Canvi % '99-'03	Total '99-'03	Rang total '99-'03	1999	2000	2001	2002	2003	Rang '03	Canvi % '99-'03	Total '99-'03	Rang total '99-'03		
22 Regne Unit	23.061	85.545	127.930	102.995	104.220	1	351,93%	443.751	1	35.520	42.174	51.935	47.155	26.921	1	-24,21%	203.705	1		
1 Alemanya	80.231	61.840	55.402	78.845	63.002	3	-21,47%	339.320	2	12.361	13.043	26.102	8.107	4.703	5	-61,95%	64.316	2		
10 França	26.960	41.333	55.440	65.541	85.943	3	218,90%	275.207	3	5.966	7.029	9.703	10.760	13.167	2	121,07%	46.605	3		
19 Països Baixos	13.709	14.906	16.971	51.859	20.937	6	52,72%	118.382	4	9.496	9.726	8.745	8.610	7.820	3	-17,65%	44.397	4		
24 Suècia	5.593	12.093	16.238	28.466	34.850	5	523,10%	97.240	5	5.051	9.045	6.845	7.451	5.514	4	9,17%	33.906	5		
4 Dinamarca	3.497	5.207	6.204	9.106	5.252	10	50,19%	29.266	9	3.693	3.868	5.136	2.956	1.323	10	-64,18%	16.976	6		
28 Turquia	2.133	1.698	2.114	1.968	509	21	-76,14%	8.422	16	1.907	2.716	2.872	2.885	2.343	6	22,86%	12.723	7		
14 Itàlia	633	23.255	10.553	15.051	3.207	12	406,64%	52.699	7	1.669	1.649	2.666	1.874	2.303	7	37,99%	10.161	8		
2 Àustria	3.573	4.787	3.840	4.285	4.951	11	38,57%	21.436	12	4.664	1.002	1.152	1.073	2.084	8	-55,32%	9.975	9		
3 Bèlgica	3.090	4.826	4.080	5.083	5.655	9	83,01%	22.734	11	1.480	2.131	1.157	1.322	1.384	9	-6,49%	7.474	10		
12 Hongria	3.537	2.978	2.995	1.274	773	18	-78,15%	11.557	14	2.089	877	464	1.408	950	12	-54,52%	5.788	11		
13 Irlanda	3.641	7.224	6.540	9.763	9.445	8	159,41%	36.613	8	551	624	1.003	2.101	1.201	11	117,97%	5.480	12		
26 Bulgària	194	509	633	770	1.002	17	416,49%	3.108	20	560	688	1.570	720	421	14	-24,82%	3.959	13		
7 Espanya	1.895	1.821	1.989	1.352	2.350	14	24,01%	9.407	15	1.032	763	580	238	405	15	-60,76%	3.018	14		
9 Finlàndia	1.330	1.002	646	1.078	1.152	16	-13,38%	5.208	18	518	507	813	591	494	13	-4,63%	2.923	15		
11 Grècia	1.570	1.587	1.047	9.284	45.823	4	2818,66%	59.311	6	553	382	295	100	28	24	-94,94%	1.358	16		
27 Romaniaa	1.648	1.271	2.232	952	655	20	-60,25%	6.758	17	621	171	121	51	69	21	-88,89%	1.033	17		
20 Polònia	2.200	2.626	2.860	4.706	3.099	13	40,86%	15.491	13	45	78	291	280	245	17	444,44%	939	18		
17 Luxemburg		1.782	1.531		690	19		4.003	19	0	59	442	0	211	18		712	19		
23 Rep. Txeca	1.870	2.520	7.033	6.529	9.139	8	388,72%	27.091	10	80	133	83	103	208	19	160,00%	607	20		
18 Malta	73	44	31	211	268	23	287,12%	627	24	73	229	63	121	317	16	334,25%	603	21		
25 Xipre	222	223	291	762	1.445	15	550,90%	2.943	21	27	39	36	92	181	20	570,37%	375	22		
21 Portugal	205	32	7	129	9	27	-95,61%	382	25	66	62	41	30	13	25	-80,30%	212	23		
16 Lituània	80	79	145	24	39	25	-51,25%	387	26	1	3	0	81	35	23	3400,00%	120	24		
5 Eslovàquia	176	123	130	303	421	22	139,20%	1.153	22	27	10	18	20	11	26	-59,26%	86	25		
6 Eslovènia	171	127	97	202	165	24	-3,51%	762	23	9	11	25	3	37	22	311,11%	85	26		
15 Letònia	27	3	14	16	5	28	-81,45%	65	27	5	1	1	3	6	27	20,00%	16	27		
8 Estònia	3	3	3	20	14	26	366,67%	43	28	0	4	3	0	0	28		7	28		
<b>TOTALS</b>	<b>181.312</b>	<b>279.444</b>	<b>326.956</b>	<b>400.574</b>	<b>405.020</b>			<b>1.593.346</b>		<b>88.054</b>	<b>96.824</b>	<b>122.162</b>	<b>98.125</b>	<b>72.394</b>			<b>477.559</b>			

Taula III.2.D/BC

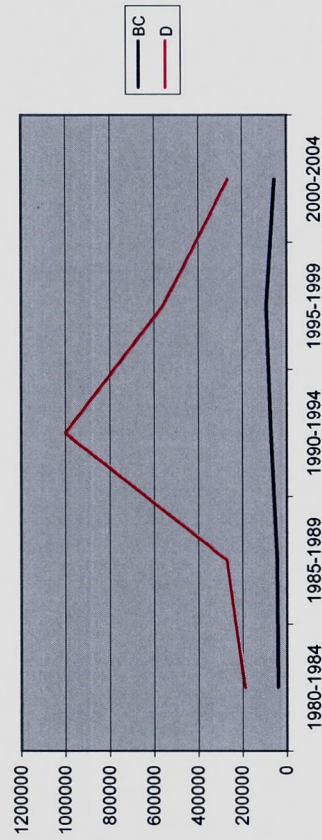


Taula III.2.D/BC						
Dec. de refús de dem. d'asil (D)						
1999	2000	2001	2002	2003		
401.289	432.991	441.847	425.479	461.349		
Refugiats i Est. humanitari (BC)						
88.054	96.824	122.162	98.125	72.394		



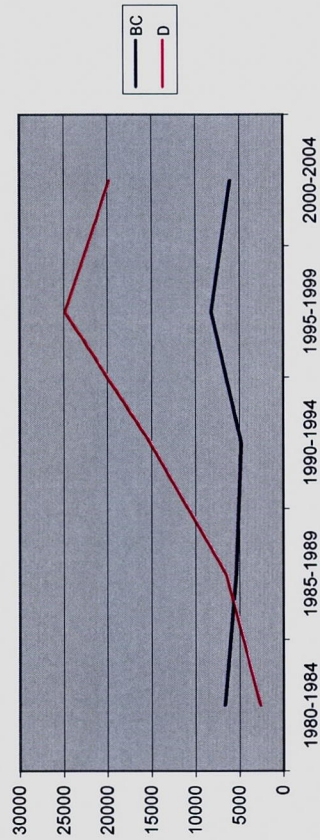
1	Alemanya	1980-1984	1985-1989	1990-1994	1995-1999	2000-2004
	BC	37.095	41.920	69.251	90.489	51.955
	D	184.715	263.817	995.102	556.786	259.089

### Alemanya



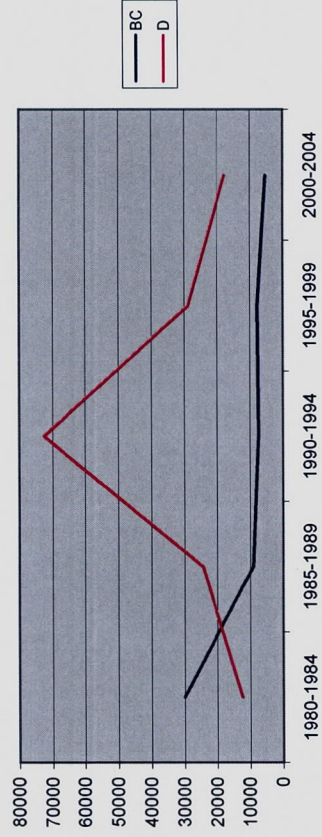
3	Belgica	1980-1984	1985-1989	1990-1994	1995-1999	2000-2004
	BC	6.623	5.321	4.761	8.138	5.994
	D	2.480	6.398	15.016	24.776	19.644

### Belgica



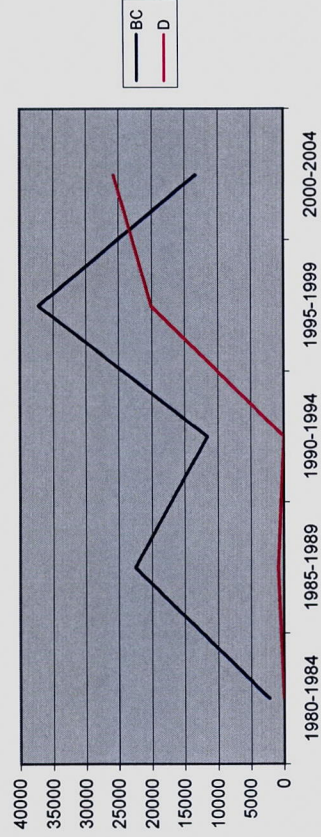
2	Austria	1980-1984	1985-1989	1990-1994	1995-1999	2000-2004
	BC	30.022	9.085	7.500	7.859	5.311
	D	12.414	24.342	72.729	29.016	17.863

### Austria



4	Dinamarca	1980-1984	1985-1989	1990-1994	1995-1999	2000-2004
	BC	2.120	22.528	11.604	37.218	13.283
	D	41	877	0	20.115	25.769

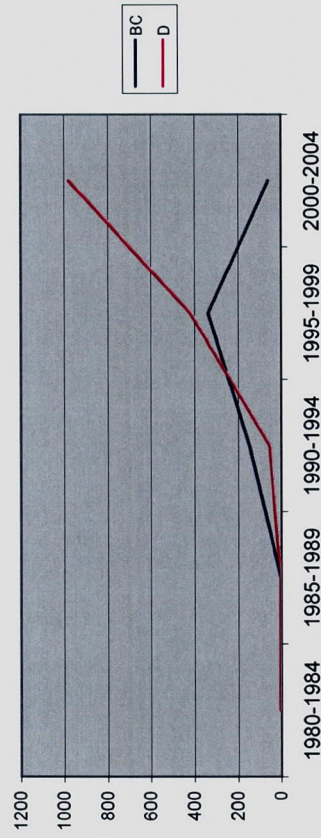
### Dinamarca





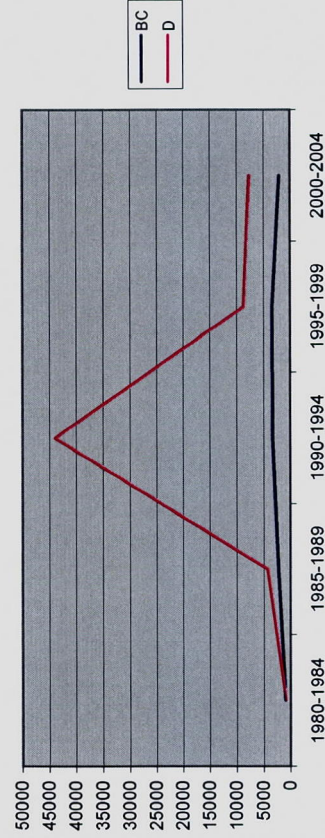
5	Eslovàquia	1980-1984	1985-1989	1990-1994	1995-1999	2000-2004
	BC	0	0	147	335	59
	D	0	0	52	415	977

### Eslovàquia



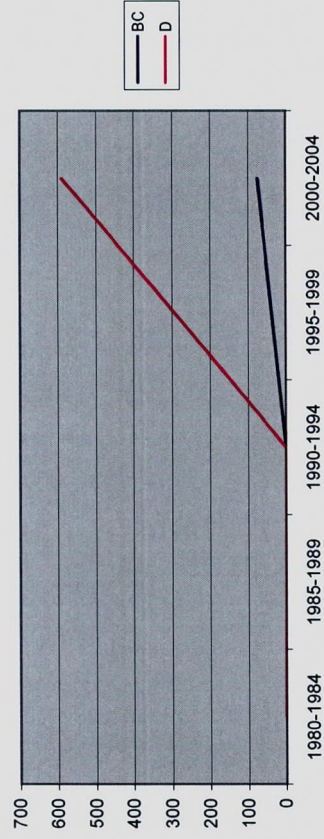
7	Espanya	1980-1984	1985-1989	1990-1994	1995-1999	2000-2004
	BC	820	2.138	3.223	3.278	1.986
	D	685	4.119	43.785	8.563	7.512

### Espanya



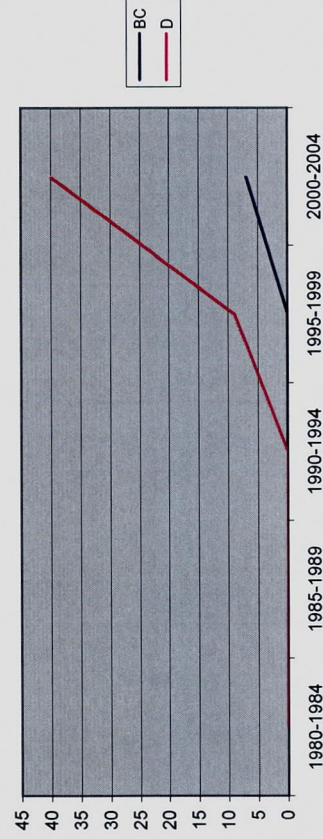
6	Eslovènia	1980-1984	1985-1989	1990-1994	1995-1999	2000-2004
	BC	0	0	0	38	76
	D	0	0	0	294	591

### Eslovènia



8	Estònia	1980-1984	1985-1989	1990-1994	1995-1999	2000-2004
	BC	0	0	0	0	7
	D	0	0	0	9	40

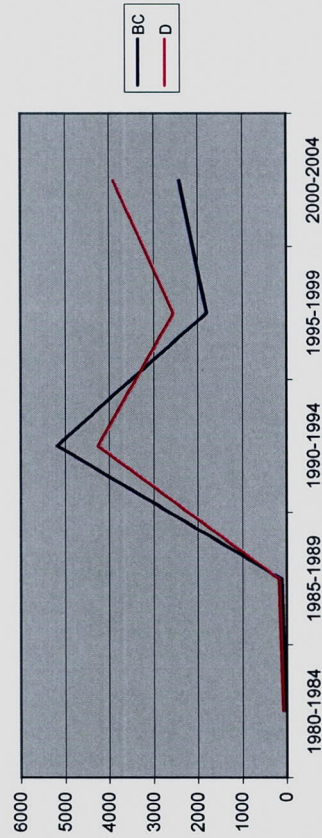
### Estònia





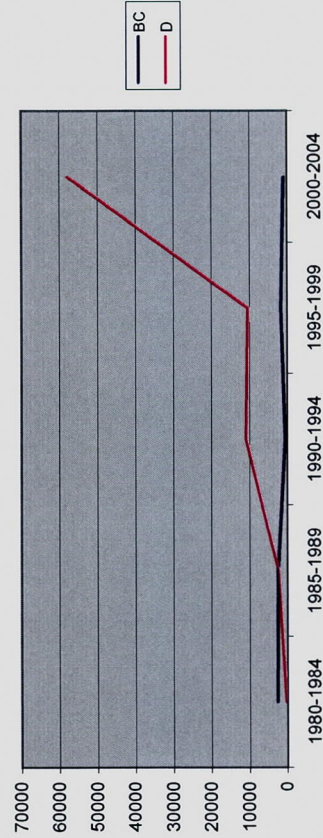
9	Finlàndia	1980-1984	1985-1989	1990-1994	1995-1999	2000-2004
	BC	7	104	5.171	1.791	2.405
	D	58	147	4.231	2.535	3.878

### Finlàndia



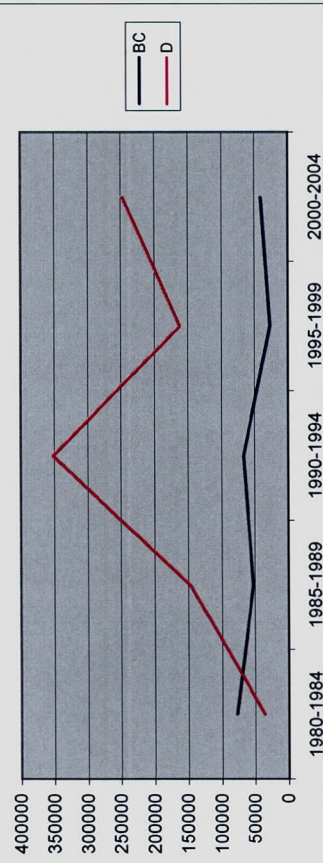
11	Grècia	1980-1984	1985-1989	1990-1994	1995-1999	2000-2004
	BC	2.549	2.378	480	1.648	805
	D	95	2.083	10.652	10.236	57.741

### Grècia



10	França	1980-1984	1985-1989	1990-1994	1995-1999	2000-2004
	BC	77.255	52.466	67.160	27.061	40.649
	D	35.814	147.058	352.332	162.663	248.257

### França



12	Hongria	1980-1984	1985-1989	1990-1994	1995-1999	2000-2004
	BC	0	35	567	3.295	3.699
	D	0	1	613	6.484	8.020

### Hongria

